


ADDRESS:
6101 NW 31ST STREET
MARGATE, FL 33063



TEL : (954) 969-8488
FAX: (954) 756-8053
WWW.BMSSCHOOLS.ORG

LUNCH PRE-ORDERING AND PAYMENT INFORMATION

Dear Parents and/or Guardians,

BMSS is implementing a new lunch preorder system this school year. This system will allow parents to pre-order meals, to add funds and track the meals balance. BMSS will order breakfast and lunch from our catering company according to the meals order by parents. We will order the exact number for breakfast and lunch; therefore, there is no way for a student to eat if a parent did not preorder online. Thank you for your cooperation and understanding.

All parents of students who chose to eat from school's breakfast or lunch regardless of their status (Free, Reduced or Paid) have to use this new system to pre-order the meals.

Pre-Ordering Options:

1. **Weekly:** Pre-orders for the following week need to be made every **Thursday by 11:59 p.m.**
2. **Monthly:** Pre-orders for the following month need to be made the **last Thursday of the month by 11:59 p.m.**

Payments: To add money to your child's account you can send a labeled envelope with cash, pay with credit card at the Front Office or through our lunch system (convenience fee applies for credit card users per transaction).


Website for meal pre-order & payments: www.ezparentcenter.com

Your username is the email you provided: **Your primary email that you provided to the school**

Please follow attached instructions for first login and all other transactions in the site.

If you have any questions, please don't hesitate to contact the school at (954) 969-8488.

Thank you,
BMSS Administration



Instructions

• First Login

- Go to www.ezparentcenter.com
- Click on Forgot Password.
- Enter the email address given on the first page.
- Login to your email account to find the link sent by the system to create your password.
- After creating password, you will be able to login at www.ezparentcenter.com

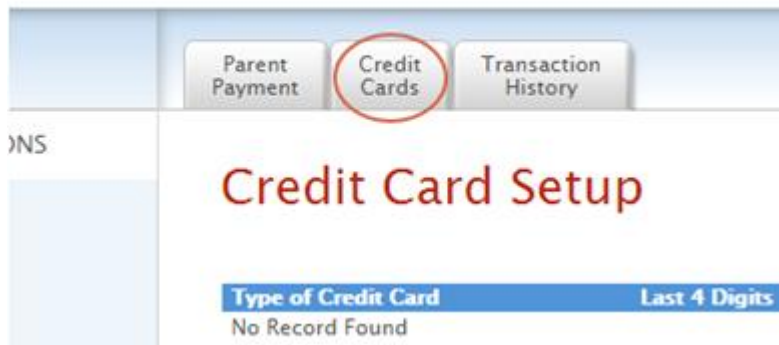


• Adding Money Using a Credit Card

(A PayPal account is not required).

- Login to www.ezparentcenter.com with your email address and password.
- Click on the Credit Cards tab.

SCHOOL APPS™



- Click on Add Credit Card
- Add the information about your credit card.
- Click Save Credit Card.
- For safety and security, the only numbers saved on the site are the last four digits of the credit card.

• Pre-Order School Meals (Breakfast & Lunch)

- Login to www.ezparentcenter.com with your email address and password.
- Select lunches or breakfasts on each day of the week or the month.

Under the meals menu:

- It automatically provides you with the amount of money in the Current Student Bank.
- It automatically provides you with the amount of money to be deducted.
- It automatically provides you with Owed Amount.
- If there are no sufficient funds in the Current Student Bank, you will need to add additional funds.

31	1	2
Breakfast <input checked="" type="radio"/> No Breakfast <input type="radio"/> BR-W1/D1 WG Raisin Bread Margarine Pineapple Cup Orange Juice	Breakfast <input checked="" type="radio"/> No Breakfast <input type="radio"/> BR-W1/D2 Mini Wheat Cereal Whole Wheat Bread Margarine & Jelly Fresh Apple	Breakfast <input checked="" type="radio"/> No Breakfast <input type="radio"/> BR-W1/D3 WG Maple Pancakes Margarine & Syrup Fresh Orange Grape Juice
Lunch <input type="radio"/> No Lunch <input checked="" type="radio"/> L-W1/D1 Whole Grain Rotini Meat Sauce Steamed Broccoli Applesauce	Lunch <input type="radio"/> No Lunch <input checked="" type="radio"/> L-W1/D2 BBQ Chunky Chicken Whole Grain Bun Baked Beans Green Beans Mixed Fruit	Lunch <input checked="" type="radio"/> No Lunch <input type="radio"/> L-W1/D3 Beefy Mac Green Peas Whole Kernel Corn Lemon Frozen Juice Whole Grain Bread

Current Student Bank :

Preorder Amount :

Owed Amount :